



Standard Sizes - 2 lite doors

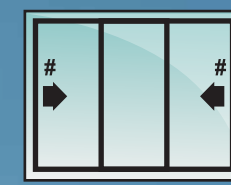
Code	Tip to Tip	Rough opening	Prima & Prestige	Eclipse
5068	1508 mm (59 3/8") X 2011 mm (79 3/16")	1527 mm (60 1/8") X 2021 mm (79 9/16")	✓	✓
5061	1508 mm (59 3/8") X 2062 mm (81 3/16")	1527 mm (60 1/8") X 2072 mm (81 9/16")	✓	✓
6068	1788 mm (70 3/8") X 2011 mm (79 3/16")	1807 mm (71 1/8") X 2021 mm (79 9/16")	✓	✓
6061	1788 mm (70 3/8") X 2062 mm (81 3/16")	1807 mm (71 1/8") X 2072 mm (81 9/16")	✓	✓
7068	2118 mm (83 3/8") X 2011 mm (79 3/16")	2137 mm (84 1/8") X 2021 mm (79 9/16")	✓	n/a
7061	2118 mm (83 3/8") X 2062 mm (81 3/16")	2137 mm (84 1/8") X 2072 mm (81 9/16")	✓	n/a
8268	2394 mm (94 1/4") X 2011 mm (79 3/16")	2413 mm (95") X 2021 mm (79 9/16")	✓	n/a
8261	2394 mm (94 1/4") X 2062 mm (81 3/16")	2413 mm (95") X 2072 mm (81 9/16")	✓	n/a



Left Opening (L)



Right Opening (RX)



3 Panels
= Screen

Standard Sizes - 3 lite doors

Code	Tip to Tip	Rough opening	Prima & Prestige	Eclipse
9068	2602 mm (102 7/16") X 2011 mm (79 3/16")	2621 mm (103 3/16") X 2021 mm (79 9/16")	✓	n/a
9061	2602 mm (102 7/16") X 2062 mm (81 3/16")	2621 mm (103 3/16") X 2072 mm (81 9/16")	✓	n/a
1068	3097 mm (121 15/16") X 2011 mm (79 3/16")	3116 mm (122 11/16") X 2021 mm (79 9/16")	✓	n/a
1061	3097 mm (121 15/16") X 2062 mm (81 3/16")	3116 mm (122 11/16") X 2072 mm (81 9/16")	✓	n/a

Custom Sizes Available

Guarantees

20 years against insulated glass seal failure
(Not applicable to Belle-Vue Eclipse)

20 years on PVC

10 years on parts

10 years against spontaneous glass breakage
(inside glass - for Belle-vue Prima and Prestige only)

10 years against mechanism and seal failure on
the internal blinds

Please note that our guarantees are transferable.

Performance

	Canada	(Min/Max)	U.S.A.
Draft-free	A3	(A1/A3)	SGD-R45
Leak-proof	B4*	(B1/B4)	SGD-R55
Rigid structure	C3	(C1/C3)	SGD-R45
Ease of operation	E3	(E1/E3)	SGD-R45
Forced entry	F2 Level 40	(F1/F2)	Level 40

*Belle-vue Prestige performance is B3



Please check if your door configuration is Energy Star certified for your region at www.nrcan.gc.ca

About Standard

Standard Doors is a leading family owned Canadian door manufacturer that specializes in the manufacturing a wide variety of insulated double, triple and quadruple glazed patio doors. Founded in 1974, Standard continues to improve its extensive product offering by listening to the ever-changing needs and requirements of its customers.

For over 37 years, Standard Doors has been devoted to providing cutting-edge design, superior quality products with the highest levels of energy efficiency, security, and performance ratings in every category.

With Standard's sliding patio doors, you'll enjoy exceptional comfort and security.

Belle-vue Family



Standard Doors Inc.
2300 Francis-Hughes Ave.
Laval, QC H7S 2C1

info@standarddoors.com
www.StandardDoors.com

Distributed by:



The manufacturer reserves the right to change or modify products without prior notice.

Printed in Canada - April, 2012



www.standarddoors.com

Belle-vue Prima

Elegance and Energy Efficiency

Belle-vue Prima Patio Door introduces a host of specially-designed, high-end energy-efficient options.

Features:

- ▶ Double Low-E glass and argon gas is included with every Prima Door.
- ▶ Top Level security – Passes North America's most demanding forced-entry test

Belle-Vue Prima Options

- ▶ Triple glazed with double Low-E glass and argon gas (R5.38 performance)
- ▶ Bronze or grey tinted glass
- ▶ Rectangular, georgian, or slimline grills

Custom doors are available in a choice of colours and frame depths.

Super Efficient Triple-Glazed Door (Option)

The triple-glazed Belle-vue Prima door, with double Low-E glass and Argon gas, offers a new level of energy efficiency (R5.38). Save energy while helping the environment!

TRIPLE GLAZED, DOUBLE LOW-E WITH ARGON GAS



AVAILABLE WITH PRIMA AND PRESTIGE

INSIDE



OUTSIDE

The Luxurious Belle-vue Prima Patio Door:

energy efficiency, security and the utmost in comfort.



Features:

- ▶ Highly Secure Level 40 lock with ergonomic interior and exterior handle
- ▶ Extruded clear anodized aluminum exterior sill cap (Champagne colour optional)
- ▶ Heavy-duty non-skip gliding screen
- ▶ Weather protection with 100% high-fin weather seals
- ▶ Warm edge spacer
- ▶ Tandem ball bearing rollers make opening and closing easy
- ▶ Two- and three-panel configurations
- ▶ One-piece sill prevents leakage
- ▶ Solid primed structural wood frame
- ▶ Available in blue-white and cream white
- ▶ PVC interior capping
- ▶ Hidden top track (PVC capped)



Exclusive Handle

Belle-vue Options

- ▶ Triple thermo with double Low-E argon
- ▶ One-point or two-point mortise handles
- ▶ Two-position foot lock
- ▶ Security bar
- ▶ Key lock
- ▶ Interior frame extension
- ▶ Anodized aluminum sill extension
- ▶ Nailing fin
- ▶ Simulated divided lite
- ▶ Toplites
- ▶ Sidelites
- ▶ Painted doors



1. PVC wipe-clean finish
2. Fiberglass screen mesh
3. Sturdy extruded aluminium screen frame
4. Galvanized steel reinforcing
5. PVC interior capped sill
6. PVC capped exterior
7. Primed wood frame *optional



Tri-seal Bulb Weatherstrip

Belle-vue Eclipse

the ultimate in comfort, elegance and convenience.

Control your privacy level with the touch of a finger. Internal blinds (blinds in between 2 panes of glass) give you a choice between a full clear view and total opacity. Raise, lower, open and close your blinds and never have to clean them.



Tilt Open / Close



Raise / Lower



Belle-vue Prestige Hybrid

where elegance meets functionality

Enjoy the best of both worlds with a Prestige Hybrid Patio Door.

Made with low-maintenance PVC on the interior and long-lasting aluminum on the exterior, the Prestige is engineered to meet your needs with elegance and functionality.

FEATURES INCLUDE:

- Elegant 3 1/2" wide sash design
- Low-E with argon gas
- Easy gliding ball bearing tandem rollers
- Maximum security level 40 locking system
- Heavy-duty non-skip gliding screen
- Very low maintenance
- Extruded clear anodized aluminum exterior sill cap
- Hidden top track (PVC capped)

GLAZING OPTIONS:

- Triple thermo with double Low-E and argon gas provides superior energy efficiency and noise reduction (R5.83)
- Eclipse internal blinds with Low-E
- Internal Grills
- Bronze or grey glass
- Simulated divided lites

